

PLANTING IDEAS • BEAUTIFUL GARDENS • EXPERT ADVICE

SPRING  
BULBS  
OFFER  
SEE PAGE 100

# GARDENS

ILLUSTRATED

OCTOBER 2013 £4.10

*How to create*  
**GARDEN  
ROOMS**

SPRING BULB  
COMBINATIONS  
to plant now

**WEEKENDS FOR  
GARDENERS**  
what to see  
in Amsterdam

**Crazy for daisies**

Plant expert Noël Kingsbury  
chooses his favourites



# contributors



## REBECCA BERNSTEIN

Rebecca specialises in garden, portrait and food photography, and finds herself spellbound by the colour, light and the atmosphere of the idyllic locations she photographs, including Derry Watkins' beautiful nursery on page 38.

*"Derry Watkins' Special Plants Nursery reflects the passion, skill and individuality of its owner."*



GEORGE WRIGHT

## ANNA PAVORD

Anna has been the gardening correspondent of *The Independent* since the paper was founded in 1986. Her book, *The Tulip*, was an international best-seller. On page 56 she meets the talented and immaculately turned out Alan Street of Avon Bulbs.

*"The arrival of the bulbs bought from Avon are the highlights of my gardening year. Alan Street is a consummate plantsman."*



## BRITT WILLOUGHBY DYER

Photographing nature, is one of Britt's passions and she is fortunate to have some beautiful natural landscapes on her doorstep. On page 58 she visits Monmouthshire to bring us Arne Maynard's inspiring combinations of spring bulbs.

*"Tulips are truly magical; in the early morning dew they look beautifully sculptural then open to show their glorious colours."*



## SUZIE GIBBONS

Suzie specialises in garden features for leading publications in the UK and abroad. She feels privileged to photograph such inspirational gardens as Rose Farm Studio on page 64. She has just swapped urban gardening for a new project in rural Sussex.

*"It was a joy to photograph Mel and Lizzi's wondrous, eclectic garden, which is full of all my favourite flowers."*


# Simple and Stylish

Contact Haddonstone for high quality garden ornaments and architectural cast stone in contemporary, classical and traditional styles. Each design is handcrafted in England. Inspirational 204 page catalogue available.



## HADDONSTONE

[www.haddonstone.com](http://www.haddonstone.com)



THE FORGE HOUSE, EAST HADDON, NORTHAMPTON NN6  
01604 770711 • [info@haddonstone.co.uk](mailto:info@haddonstone.co.uk)

NORTHAMPTONSHIRE • COLORADO • NEW JERSEY



Tulips and hyacinths fill a cutting bed with rich spring colour in Arne's kitchen garden.

# Forthcoming attractions

Start planning your spring bulbs now and you can look forward to months of changing bold and bright colour

WORDS ARNE MAYNARD PHOTOGRAPHS BRITT WILLOUGHBY DYER



Arne Maynard is a leading garden designer based in London and Monmouthshire

I love spring bulbs and use them in many different ways around the garden, from informal drifts of snowdrops and early species narcissi that can be left to naturalise over time, to more formal plantings of tulips in my herbaceous borders and rose garden. These bulbs stay in the ground from one year to the next, although I'll carry on topping them up each year, so it's important to choose a colour palette that fits in with your permanent planting and stick to it.

I really enjoy using bulbs – tulips in particular – for big, bold displays in pots and these I treat as annuals. What I love about these annual displays is their vigour; tulips and hyacinths in their first year produce big, strong, blowsy flowers that would look out of place in the open ground, but look wonderful packed into containers or special cutting beds. I look on these annual displays as an opportunity for experimental planting, choosing a different colour theme each year. I aim for a long season of successional flowering, and plant both containers and areas of my kitchen garden, so I can use some for cutting without spoiling the effect.

I use big pots, and plant in layers, really packing the bulbs in – about 60 bulbs per pot. I fill the base with about 30cm of compost and put in the first layer, densely packed, of a late tulip, such as 'Black Hero', which, because it's so deep will take time to emerge. The next layer will be a mid-season tulip from within the same colour palette, then another layer, this time using fewer bulbs, because they'll be overlapping with those below and then the final layer will be early flowering tulips, fewer still. I may even add another two layers – one of hyacinths, to flower with the early tulips, and on top of that some really early bulbs, such as *Muscari*

(grape hyacinths), which get covered over as the bulbs below emerge. Once the early tulips have flowered I'll cut the stems back to soil level and I do that successively as the bulbs finish. These pots will flower for over a month, from April to May.

If I'm planting tulips on their own in a pot, I may run out of time and do it after Christmas, which is fine for tulips, but if you're mixing the tulips with other bulbs, such as hyacinths, you'll need to plant up by November. Once the pots have finished flowering, the bulbs can be lifted and dried, and then re-planted in the garden. Second- and third-year flowers will be smaller and gentler, but ideal for informal and country borders or under apple trees. □

• Turn the page for four fabulous colour combinations to plant now for spring.

## RECOMMENDED SUPPLIERS

### Cotswold Garden Flowers

Tel 01386 422829  
cgf.net

### Crocus

Tel 0844 557 2233  
crocus.co.uk

### Jacques Amand International

Tel 020 8420 7110  
jacquesamandintl.com

### Peter Nyssen

Tel 0161 747 4000  
peternyssen.com

### Rose Cottage Plants

Tel 01992 573775  
rosecottageplants.co.uk

### Sarah Raven

Tel 0845 092 0283  
sarahraven.com



## Flushed with green

For this cutting bed in my kitchen garden, I chose shades of pinks, whites and deep violets, all streaked with green, to give months of varied colour. Seen here in May, the display began in March with white and pale pink muscari. Hyacinths and early pink tulips joined the party in April, followed by *Tulipa* 'Exotic Emperor', which is still flowering in this rich finale of *T.* 'Groenland' and *T.* 'Burgundy'.

### 1 *Tulipa* 'Havran'

This rich burgundy, almost black, tulip can sometimes have two flowers on a stem. Mid – late April. 50cm.

### 2 *Muscari aucheri* 'White Magic'

This is a non-invasive form of muscari that does well in sunny spots or pots. March – April. 10-15cm. USDA 4a-8b†.

### 3 *T.* 'Groenland'

Often sold as the cultivar 'Greenland', this beautiful pale pink tulip, edged with green, is a lovely late-flowering treat. Early May. 55cm. USDA 3a-8b.

### 4 *T.* 'Salmon Impression'

A delicate salmony, apricot bloom. Late April – early May. 55cm. USDA 3a-8b.

### 5 *Hyacinthus orientalis* 'Woodstock'

Delicately scented, beetroot purple blooms with a dark stem. April. 30cm. USDA 3a-7b.

### 6 *T.* 'Exotic Emperor'

Double, pure white tulip beautifully marked with green. Early – mid April. 35cm. USDA 3a-8b.

### 7 *T.* 'Nightrider'


A striking deep mauve purple with a mid-green flame. Early May. 55cm.

### 8 *Muscari* 'Ivor's Pink'

These start with pale yellow green buds that develop a white cap, a warm-pink midriff and darker pink petticoat. Utterly charming. March – April. 12cm.

### 9 *T.* 'Burgundy'

The lily flowered form of this tulip is really emphasised by its deep violet colouring. Early – mid May. 50cm. USDA 3a-8b.



## Peppermint fresh

A palette of fresh pinks and blues sets the tone for this cutting bed, beginning the season early with the huge, scented heads of *Hyacinthus* 'City of Bradford'. These give way in April to a lovely tutti-frutti assortment of pink and purple tulips, with *T.* 'Gabriella' and *T.* 'Muriel' in the foreground.

### 1 *Muscari neglectum*

These add a wonderful blue-black note to the planting palette.  
March – April. 12-15cm. USDA 4a-7b.

### 2 *Hyacinthus* 'City of Bradford'

A smokey pale blue with glaucous leaves, gloriously scented and ideal for cutting.  
March – April. 25cm. USDA 4a-9b.

### 3 *T.* 'Muriel'

This stunning satiny purple, parrot tulip, from Sarah Raven's dark tulip collection, adds a lovely feminine touch to a display.  
Late April – May. 60cm.

### 4 *T.* 'Rems Favourite'

True Rembrant tulips are breathtaking, but rare and can be petulant. This wonderful modern triumph tulip has a classic Rembrant feel but is much more widely available and strong growing.  
Mid – late April. 50cm. USDA 4a-9a.

### 5 *T.* 'Purple Dream'

A tall-growing, clear purple with an elegant, lily-flowered shape.  
Early – mid May. 55cm. USDA 3a-8b.

### 6 *T.* 'Gabriella'

Soft pink, flushed deeper pink – a combination of tones that makes this a very good mixer.  
Mid – late April. 45cm.



## Layer upon layer

These pots by the house give an amazing month-long successional display of colour that starts with violas in winter, is followed by *Hyacinthus orientalis* 'Miss Saigon', then is packed with the double blooms of *T.* 'Blue Diamond' and finishes in late May with the tall, elegant forms of *T.* 'Elegant Lady' and *T.* 'Cum Laude'.

### 1 *T.* 'White Parrot'

This exquisite tulip is the colour of creamy milk with a feathery texture (true to its name) that gives it real glamour. You'll definitely want to steal a few from the pot, and they last really well in a vase. Late April – early May. 40cm. USDA 4a-7b.

### 2 *T.* 'Elegant Lady'

A delicate pink and cream bloom with an exquisite almost hourglass shape. Over time the pink fades to almost white, adding yet another layer of colour. Early – late May. 60cm. USDA 4a-8b.

### 3 *Viola* 'Roscastle Black'

This brings life to the pot even before the bulbs start to show. Then it threads itself wonderfully through the emerging bulbs giving a smattering of dark, rich velvet among the bigger blooms. 15cm. USDA 7a-9a.

### 4 *T.* 'Blue Diamond'

Magnificent double lilac/purple that takes centre stage. Early – mid May. 40cm.

### 5 *Hyacinthus orientalis* 'Miss Saigon'

This stunning bloom brings the first full flush of vibrant colour in this combination. March – April 30cm. AGM\*.

### 6 *T.* 'Cum Laude'

This elegant, single, late tulip is a bluish purple, with a silver bloom. It's almost a perfect match for the wisteria behind. Early – late May. 50cm. USDA 3a-9b.





## Burnt toffee

Apart from white hyacinths for early season interest, this pot was planted entirely with tulips. In May *T.* 'Black Hero' and *T.* 'James Wild' mix shades of rich toffee and burnt orange, a combination that matches the earthy colours and the textures of both the pot and the wall behind.

### 1 *T.* 'James Wild'

This is a rare Breeder tulip, with the fantastic subtlety of colouring that all Breeder types have. They are not widely available but Jacques Amand offers a great range of Breeders, including the slightly darker brown, more mahogany 'Dom Pedro' with similar subtleties. May. 50cm. USDA 3a-8b.

### 2 *T.* 'Black Hero'

Is a double form of *T.* 'Queen of Night' long flowering and reliable. Mid April – early May. 60cm. USDA 3a-8b.

### 3 *T.* 'Ronaldo'

The silvery bloom on the dark cranberry red makes this exceptional and gives it the subtlety needed to mix well with different tones. Mid – late April. 35cm. USDA 4a-8b.

### 4 *T.* 'Apricot Beauty'

Unusual salmon tones, with a hint of orangey red. Early – late April. 45cm. USDA 3a-7b.

### 5 *T.* 'Albert Heijn'

This early flowering tulip has salmon tones in the centre and pale pink edges to the petals. March – April. 35cm. USDA 3a-8b.

### 6 *Hyacinthus orientalis* 'Aiolos'

Fresh white hyacinths are the perfect foil to the early salmon pinks of this combination, before the richer darker tulips take over. April. 25-30cm.

\*Holds an award of garden merit from the Royal Horticultural Society.



### READER OFFER

Turn to page 100 for an exclusive GARDENS ILLUSTRATED bulb offer from Peter Nyssen and create your own bulb displays inspired by Arne's combinations.



# Reader offers

Offer  
one

## Save on exclusive bulb collections from Peter Nyssen


Inspired by the planting schemes from Arne Maynard (see page 58), bulb specialist Peter Nyssen has put together four collections for GARDENS ILLUSTRATED readers at a special price. Each collection is based on the choice of colours chosen by Arne and includes a mix of colour-themed tulips along with a toning hyacinth. Plant the bulbs this autumn for a spring display next year.

### INSPIRED BY FLUSHED WITH GREEN SELECTION Offer price £15.55




- A Tulip 'Havran' x 10
- B Tulip 'Greenland' x 10
- C Hyacinth 'Woodstock' x 5
- D Tulip 'Exotic Emperor' x 10
- E Tulip 'Burgundy' x 10

### INSPIRED BY PEPPERMINT FRESH SELECTION Offer price £15.25




- A Hyacinth 'Delft Blue' x 5
- B Tulip 'Rems Favourite' x 10
- C Tulip 'Purple Dream' x 10
- D Tulip 'Gabriella' x 10
- E Tulip 'Nightrider' x 10

### INSPIRED BY LAYER UPON LAYER SELECTION Offer price £11.00



- A Tulip 'White Parrot' x 10
- B Tulip 'Elegant Lady' x 10
- C Tulip 'Blue Diamond' x 10
- D Hyacinth 'Purple Sensation' x 5

### INSPIRED BY BURNT TOFFEE SELECTION Offer price £14.35



- A Tulip 'Black Hero' x 10
- B Tulip 'Ronaldo' x 10
- C Tulip 'Apricot Beauty' x 10
- D Tulip 'Albert Heijn' x 10
- E Hyacinth 'Aiolos' x 5

IMAGES BY BRITWILLOUGH/ISTOCK.COM OR PETER NYSSEN LTD